

Note!

Before installing this product, check the contents of the kit. If anything is missing, please check an Öhlins dealer.

Kit Contents

Description	Part No	Pcs
Shock absorber	HO 816	2
Screw M8x35	00432-01	2
Washer 8/20/0.5	63118-05	4
Sticker set "ÖHLINS"	10207-01	1
Tool preload adjuster	03199-03	1
Owners manual road & track	07241-02	1

Note!

Please note that this image is a general representation of the product and may differ slightly from your product.

Note!

Please note that during storage and transportation, especially at high ambient temperature, some of the oil and grease used for assembling may leak and stain the packaging. This is in no way detrimental to the product, wipe off the excessive oil/grease with a cloth.

Warning!

Before installing this product, read the Öhlins Owner's Manual. The shock absorber is an important part of your vehicle and will affect the stability.

Shock Absorber for Honda SH150-VN

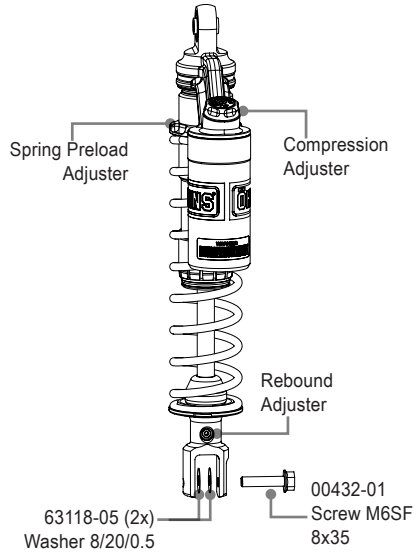
HO 816

Mounting Instructions

ADJUSTMENTS

Warning!

Before riding, always make sure that the basic settings made by Öhlins are according to recommended Set-up Data. Read about adjustments and setting up in the Öhlins Owner's Manual before you make any adjustments. Contact an Öhlins dealer if you have any questions about setting up.



SET-UP DATA

Recommended set-up


- Spring Preload..... 3 mm.
- Compression adjuster 16 Clicks
- Rebound adjuster 8 Clicks

Spring

- Part No 60480-01
- Free spring length... 230 mm.
- Spring rate..... Prog 10-14 N/mm
- Preload adj.range.... [0-26] mm

Shock absorber data

- Length 377 mm.
- Stroke 99 mm.

 Öhlins products are subject to continuous improvement and development, therefore, although these instructions include the most up-to-date information available at the time of printing, minor updates may occur.

To find the latest information contact an Öhlins distributor. Please contact Öhlins if you have any questions regarding the contents in this document.

Part no. MI_HO 816_EN_0
Issued 2018-05-21

© Öhlins Asia Co. Ltd. All rights reserved. Any reprinting or unauthorized use without the written permission of Öhlins Racing AB is prohibited.

Öhlins Asia Co. Ltd
700/937 Moo5, Tambol Nongkhaga,
Amphur Phantong, Chonburi Province
20160 Thailand

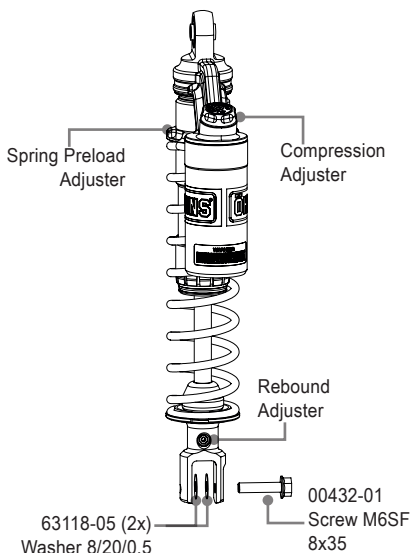


www.ohlins.com

ADJUSTMENTS

⚠ Warning!

Before riding, always make sure that the basic settings made by Öhlins are according to recommended Set-up Data. Read about adjustments and setting up in the Öhlins Owner's Manual before you make any adjustments. Contact an Öhlins dealer if you have any questions about setting up.



SET-UP DATA

Recommended set-up

Spring Preload.....	3 mm.
Compression adjuster	16 Clicks
Rebound adjuster	8 Clicks

Spring

Part No	60480-01
Free spring length...	230 mm.
Spring rate.....	Prog 10-14 N/mm
Preload adj.range....	[0-26] mm

Shock absorber data

Length	377 mm.
Stroke	99 mm.

👁 Öhlins products are subject to continuous improvement and development, therefore, although these instructions include the most up-to-date information available at the time of printing, minor updates may occur.

To find the latest information contact an Öhlins distributor. Please contact Öhlins if you have any questions regarding the contents in this document.

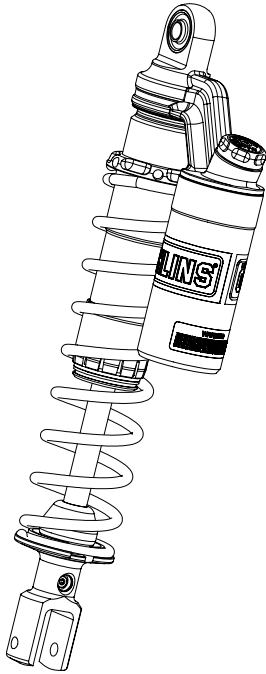
Part no. MI_HO 816_EN_0
Issued 2018-05-21

© Öhlins Asia Co. Ltd. All rights reserved. Any reprinting or unauthorized use without the written permission of Öhlins Racing AB is prohibited.

Öhlins Asia Co. Ltd
700/937 Moo5, Tambol Nongkhaga,
Amphur Phantong, Chonburi Province
20160 Thailand



www.ohlins.com



Note!

Before installing this product, check the contents of the kit. If anything is missing, please check an Öhlins dealer.

Kit Contents

Description	Part No	Pcs
Shock absorber	HO 816	2
Screw M8x35	00432-01	2
Washer 8/20/0.5	63118-05	4
Sticker set "ÖHLINS"	10207-01	1
Tool preload adjuster	03199-03	1
Owners manual road & track	07241-02	1

Note!

Please note that this image is a general representation of the product and may differ slightly from your product.

Note!

Please note that during storage and transportation, especially at high ambient temperature, some of the oil and grease used for assembling may leak and stain the packaging. This is in no way detrimental to the product, wipe off the excessive oil/grease with a cloth.

Warning!

Before installing this product, read the Öhlins Owner's Manual. The shock absorber is an important part of your vehicle and will affect the stability.

Shock Absorber for Honda SH150-VN

HO 816

Mounting Instructions